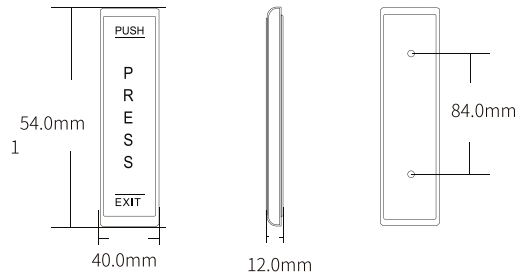




Sliding Door Remote - P40



Dimensions :



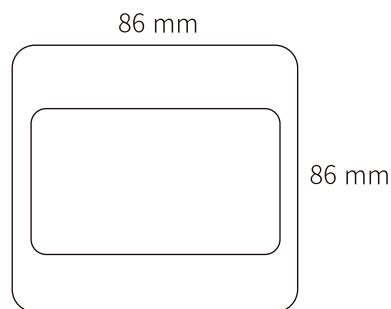
Features :

Dimensions: 154L*40W*12H(mm)
Contact Rating: 3A/125-250AC
Output Contact: NO/NC/COM
Installation Mode: Surface Mount or Hollow Door
LED Indicator: Blue (Standby), Green (Sensation)
Panel: Thick Acrylic (Black)
Power: 12VDC or 24VDC
Frame color: Silvery

Plastic Button Mortise Mount - PC61D



Dimensions :



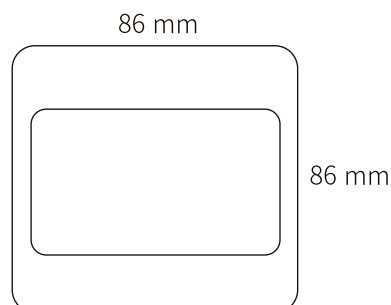
Features :

Dimensions: 86L 86W 25H(mm)
Current Rating: 3A/125-250VAC
Output Contact: NO/NC/COM
Operating Temp: -20°C~+55°C(14-131F)
Suitable Humidity: 0-95%(relative humidity)
Logo: Customizable
Mechanical Life: 500,000 tests
Material: Fireproof Material

Double Pole Double Throw - P86



Dimensions :



Features :

Material: Plastic
Function: Back Box (Surface Mount)